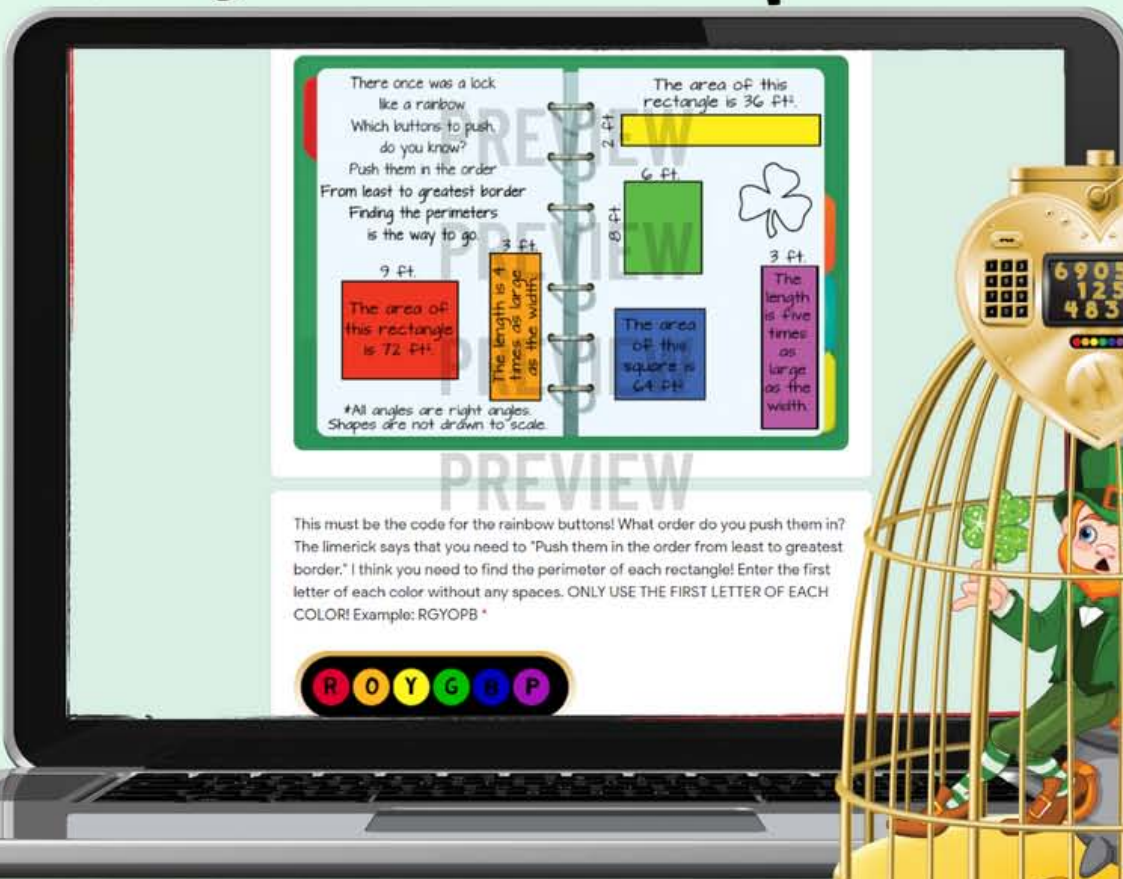




4th  
Grade  
Math


# Operation Free the Leprechaun Digital Escape Room



**Standards**  
4.MD.A.3, 4.NBT.A.2,  
4.NBT.A.3, 4.NBT.B.4,  
4.OA.A.1, 4.OA.A.2, 4.OA.A.3,  
4.NF.A.1, 4.NF.C.5

**4th Grade Math Skills**  
Forming equivalent fractions, solving  
multi-step word problems,  
multiplicative comparison & more!

# Fast Facts

 **No prep, click & go! \*Optional pages to print**

 **Escape Time ~45-60 minutes (varies)**


 **Complete in small groups, pairs, or individually**

 **Requires internet connected device**

 **Self-Checking**

 **Virtual or in-person**

 **Four Engaging Puzzles**



# How it Works:

- The escape room is automated by a Google Form™ (Google™ accounts are not required).
- Use the quick start link to click & go, or create a copy of the form to save to your drive (the teacher must have a Google Account to save a copy).
- Students only progress through the puzzles when correct answers are entered.
- The form provides hints if students enter incorrect answers.



# Puzzle Preview

There once was a lock like a rainbow.  
Which buttons to push, do you know?  
Push them in the order From least to greatest border  
Finding the perimeters is the way to go.

The area of this rectangle is  $36 \text{ ft}^2$ .

2 ft.

6 ft.

8 ft.

3 ft.

9 ft.

The area of this rectangle is  $72 \text{ ft}^2$ .

The length is 4 times as large as the width.

The area of this square is  $64 \text{ ft}^2$ .

3 ft.

The length is five times as large as the width.


\*All angles are right angles. Shapes are not drawn to scale.

This must be the code for the rainbow buttons! What order do you push them in? The limerick says that you need to "Push them in the order from least to greatest border." I think you need to find the perimeter of each rectangle! Enter the first letter of each color.



COLOR! Example: R




A three number combination Will help cure the leprechaun's frustration.  
Spin the dial,  
Then he will smile,  
And maybe dance in celebration.



First number of the combination:  
One leprechaun found 17 pots of gold. His sister found 4 times that many pots of gold. How many pots of gold did they find all together?

Second number:    
A family of 7 leprechauns found a pot of gold with 98 pieces of gold in it. They spent 14 pieces of gold on their bills and split the rest equally. How many pieces of gold did each member of the family get?

Third number:   
A leprechaun divided his gold into pouches. Each pouch held 12 pieces of gold. He filled 4 pouches and had 9 pieces of gold left over. How many pieces of gold did he have?

— — —

# Puzzle Preview

There once was a girl  
who hid a key.  
She made up clues to tell  
where it would be.  
Missing numbers to find,  
Use your strong mind  
To set the leprechaun free.



$$\frac{1}{G} = \frac{3}{9}$$

$$\frac{H}{5} = \frac{4}{10}$$

$$\frac{1}{3} = \frac{3}{N}$$

$$\frac{T}{10} = \frac{10}{100}$$

$$\frac{1}{2} = \frac{A}{16}$$

$$\frac{2}{R} = \frac{4}{14}$$

$$\frac{D}{9} = \frac{0}{3}$$

$$\frac{60}{100} = \frac{U}{10}$$

$$\frac{1}{E} = \frac{6}{30}$$

$$\frac{1}{4} = \frac{C}{16}$$

$$\begin{array}{r} 69057 \\ - 125 \\ \hline \end{array}$$

A lucky number  
I did choose.  
Can you guess what it is  
from my clues?  
Figure it out,  
Or the leprechaun will pout,  
On the keypad this number  
you'll use!



Start with  
 $4,000 + 200 + 6$

Subtract three thousand,  
five hundred fifteen.

Round this to the nearest  
ten.

Subtract five hundreds,  
seven tens and nine ones.

Multiply by 7.

Luck 

# Optional Printable Pages

Directions: Use this page to help you solve some of the puzzles to free the leprechaun!

Perimeter of each rectangle:

Red \_\_\_\_\_ ft

Orange \_\_\_\_\_ ft

Yellow \_\_\_\_\_ ft

Green \_\_\_\_\_ ft

Blue \_\_\_\_\_ ft

Purple \_\_\_\_\_ ft



Hint: Find the perimeter of the rectangles and put them in order from least to greatest.

Enter your answer using the first letter of each color and no spaces.

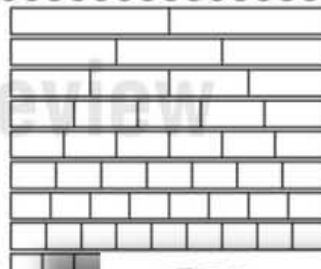



6 9 0 5 7

1 2 5

4 8 3 5

Hint: Find the missing numerator or denominator to form equivalent fractions. Then try substituting letters for these numbers! You can use the fraction models below to help!



The Great CLASSROOM ESCAPE

Copyright ©2015 Kiersten Yager

# Puzzle Helper Page

There once was a boy  
let a rainbow.  
Which colors to push  
do you know?  
Push them in the order  
From least to greatest border  
Finding the perimeter  
is the way to go.

The area of this  
rectangle is 36. 24  
\_\_\_\_\_ Y  
6. 6  
C

All angles are right angles  
Greater: the not within to scale

A three number combination  
Will help cure the  
leprechaun's frustration  
Spin the dot.  
Then he will smile,  
And maybe dance  
in celebration.

Second number:  
A family of 7 leprechauns  
found a pot of gold with 50  
pieces of gold in it. They  
spent 4 pieces of gold on  
their hats and split the rest  
equally. How many pieces of  
gold did each member of  
the family get?

Third number:  
A leprechaun divided his gold  
into pouches. Each pouch  
held 12 pieces of gold. He  
filled 4 pouches and had  
3 pieces of gold left  
over. How many pieces of  
gold did he have?

A lucky number  
I just choose  
Can you guess what it is  
from my clues?  
Figure it out.  
On the leprechaun will post,  
On the keypad the number  
You'll see!

First number of the  
combination  
One leprechaun found 17  
pots of gold. His sister  
found 4 times that many  
pots of gold. How many  
pots of gold did they  
find all together?

There once was a girl  
who hid a key.  
She made up clues to tell  
where it would lie.  
Missing numbers to find.  
Use your strong mind!  
To set the leprechaun free.

$\frac{1}{6} = \frac{3}{4}$       $\frac{8}{5} = \frac{1}{10}$   
 $\frac{1}{3} = \frac{3}{N}$       $\frac{T}{10} = \frac{10}{100}$   
 $\frac{1}{2} = \frac{A}{K}$       $\frac{2}{K} = \frac{1}{H}$   
 $\frac{1}{4} = \frac{0}{3}$       $\frac{60}{100} = \frac{U}{10}$   
 $\frac{1}{E} = \frac{6}{30}$       $\frac{1}{Y} = \frac{C}{16}$

6 9 0 5 7  
1 2 5  
4 8 3 5

The Great CLASSROOM ESCAPE Copyright ©2015

WHO NEEDS  
LUCK WHEN YOU  
HAVE SKILLS?

Success  
Signs

The Great  
CLASSROOM  
ESCAPE

Copyright ©2018 Kiersten Yager

# You May Also Like

**The Great CLASSROOM ESCAPE**

Long Division Single-Digit Divisors

**DIGITAL ESCAPE ROOM!**

**The Great CLASSROOM ESCAPE**

Area Model Multiplication **4.NBT.B.5**

**DIGITAL ESCAPE ROOM!**

**The Great CLASSROOM ESCAPE**

Operation Save Summer Vacation

**DIGITAL ESCAPE ROOM!**

**4TH GRADE MATH CONTENT**

4.OA.B.4, 4.NF.A.1, 4.MD.A.1, 4.OA.A.1, 4.NBT.B.4 & More!

Easy to implement! Automated with a Google Form™!

**The Great CLASSROOM ESCAPE**

**4TH GRADE MATH**

Digital Escape Room Bundle

**EASY TO IMPLEMENT**

**The Great CLASSROOM ESCAPE**

# TERMS OF USE AND COPYRIGHT

This activity was designed by a teacher and mom. It is only available for purchase at [greatclassroomescape.com](http://greatclassroomescape.com) and [teacherspayteachers.com](http://teacherspayteachers.com). Please respect our terms of use and copyright rules.

## YOU MAY

- The original purchaser may use this product for personal use, in one classroom, or with one family for the children that live in that home.
- Post links to the digital breakouts for your class on a password protected learning management system such as Google Classroom™, Seesaw™, Schoology™.
- Purchase multiple licenses at a discounted rate in order to use this product in more than one classroom.

## YOU MAY NOT

- Give this product to friends or colleagues in either printed or digital form.
- Post this item for sale or for free.
- Copy this item for use by others.
- Upload this product to any website for others to download. This is a violation of the Digital Millennium Copyright Act.
- Post links to this product on a **non-password protected website**. This includes personal websites, class websites, district websites, etc.
- Use this product on for-profit sites such as Outschool.

Copyright ©2019 Kiersten Yager Williams. All Rights Reserved. Duplication of this product in any format for commercial purposes, for teachers other than the original purchaser, or for entire school systems is strictly prohibited.

Please contact [kiersten@greatclassroomescape.com](mailto:kiersten@greatclassroomescape.com) if you have any questions about copyright or our terms of use.

